

NEW YORK

DOOR & DRAWER



MANUFACTURED IN THE USA

Cabinet and Closet Components

Doors • Drawer Boxes & Sides • Mouldings • Edgebanding • Hardware • Precut Shelving

READY IN 5 BUSINESS DAYS

www.newyorkdooranddrawer.com



Door & Drawer Manufacturer & Supplier

New York Door & Drawer is a family-owned and operated manufacturer and supplier of cabinet and closet components. With five decades of industry experience, we proudly serve cabinet shops, closet companies, contractors, and millwork professionals. We ship in the Northeastern United States from Philadelphia to Boston on our own delivery trucks. For orders across the United States and outside of the Northeast, we ship our products with the most reliable common carriers in the industry.

Our Philosophy

We believe in one simple idea: ***"Treat our customers the way we want to be treated."***

As buyers ourselves, we value companies that deliver the best prices without sacrificing quality or service—and we hold ourselves to that same standard.

Every day, we obsess over efficiency in ordering, manufacturing, and delivery. By eliminating waste at every step, we pass real savings on to you. When we do our job right, you win more bids, lower your costs, and grow your margins. That's the partnership we're built for.

Our Products



Doors

Our door collection includes the most popular door styles and colors, with solid, glass or mirror center panel options.



Edgelanding

Our edgelanding is a perfect match to panel & door finishes for a clean, seamless edge.



Mouldings

Matching our door colors, our mouldings are designed to complete your project with an elevated, polished look.



Drawer Boxes and Sides

Our drawer boxes are available in solid maple, baltic birch plywood, and premium melamine.

Drawer sides are available for customers who choose to make their own drawer boxes.



Hardwares

Our hardware includes side-mount and undermount soft close drawer slides, along with soft close door hinges.





Precut Shelving

Precut shelving supplied the next day in the size and quantity you need, ready-to-use. Precuts reduce your labor and increase productivity.

Door & Drawer Panel Styles

With over 100 style and color combinations, NYDD delivers the perfect balance of competitive pricing, top quality, and fast turnaround time. We offer the most popular door profiles in the most desired Tafisa colors, including the Karisma and Lumia collections. We also manufacture a full line of Raw MDF and Medex Door Profiles for paint-grade applications.

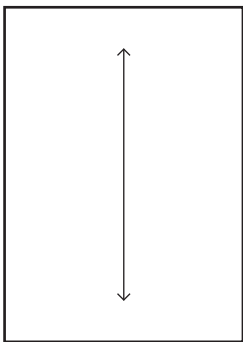


FLAT PANEL

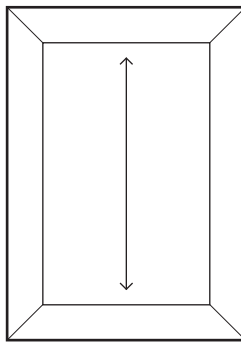
45° SHAKER PANEL

90° SHAKER PANEL

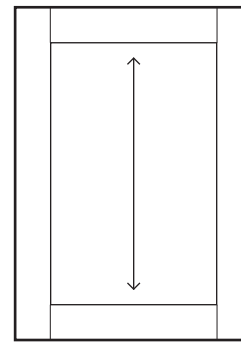
Flat Door




45° Shaker Door




90° Shaker Door




Flat Drawer



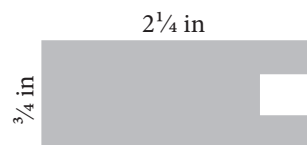

45° Shaker Drawer



90° Shaker Drawer




Arrow indicates default grain directions.
Bookmark (Grain Match) Available for Flat Panel Doors & Drawers



CENTER PANEL OPTIONS
 GLASS MIRROR

CENTER PANEL OPTIONS
 GLASS MIRROR

CENTER PANEL OPTIONS
 GLASS MIRROR



ZETA



BETA

WHITE ONLY

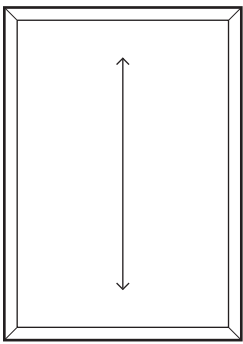


THIN SHAKER PANEL

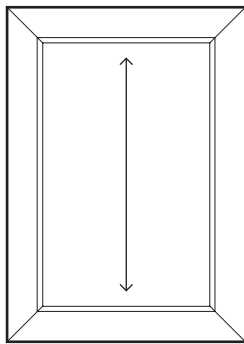
RECESSED PANEL

TRADITIONAL PANEL


45° Shaker Door




45° Shaker Door




45° Shaker Door



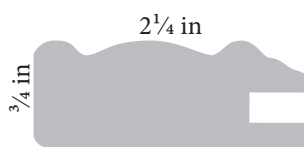
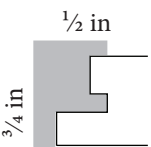

45° Shaker Drawer



45° Shaker Drawer



45° Shaker Drawer



CENTER PANEL OPTIONS
~~GLASS~~ ~~MIRROR~~

CENTER PANEL OPTIONS
 GLASS MIRROR

CENTER PANEL OPTIONS
 GLASS MIRROR

Center Panels

A key benefit of ordering your doors from NYDD is that we offer you mirror and glass center panel options already inserted in your doors and still delivered to you within our standard lead times. Mirror with safety backings, clear and frosted laminated glass are our stock options. Custom glass and other center panel materials are available upon request.



SOLID CENTER PANEL

OPTIONS:
STANDARD SOLID PANEL



GLASS CENTER PANEL

OPTIONS:
1/4" CLEAR LAMINATED SAFTY GLASS
1/4" FROSTED LAMINATED SAFTY GLASS



MIRROR CENTER PANEL

OPTIONS:
1/4" MIRROR WITH SAFETY BACK

Edgebanding



Color and texture match are the two most important factors when selecting edgebanding. Our matches are the best in the industry, ensuring your finished product has a perfectly consistent finish.

Available in a $1\frac{5}{16}$ " width for standard $\frac{3}{4}$ " boards, and offered in both .018 mm and 1 mm thicknesses to ensure a clean, professional finish on every project.

Inquire about our 1.5" thick edgebanding for thicker boards.

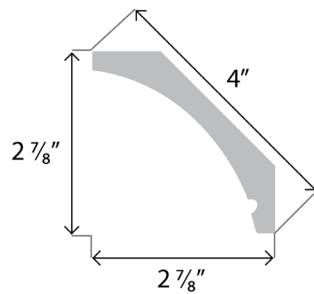

SIZES

.018mm Thickness $1\frac{5}{16}$ "

1mm Thickness $1\frac{5}{16}$ "

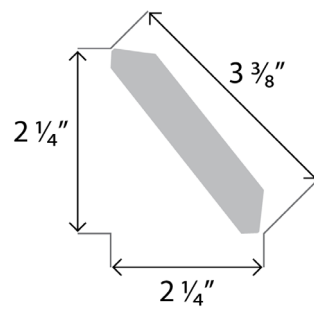

Mouldings

Our Mouldings are color-matched to perfectly coordinate with our door and pre-cut shelving programs, ensuring a seamless, finished look throughout your project. Available in a variety of profiles and styles, these mouldings provide the ideal finishing touch for cabinets, closets, and built-in systems, combining visual harmony with lasting durability.



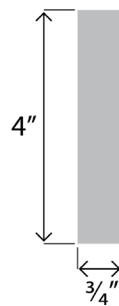
CEILING COVE CROWN

Height: 2 ⁷/₈ in
Width: 2 ⁷/₈ in
Length: 97 in - Base Colors
 108 in - Karisma/Lummmia Colors



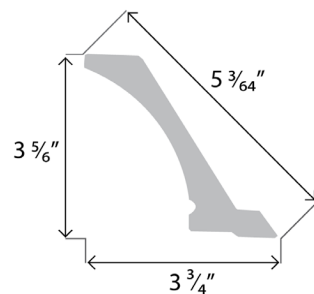
CEILING STRAIGHT CROWN

Height: 2 ¹/₄ in
Width: 2 ¹/₄ in
Length: 108 in - Karisma/Lummmia Colors



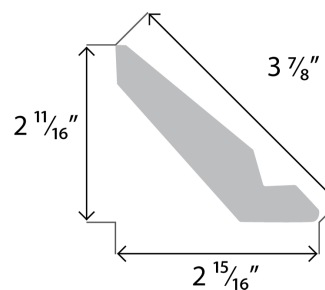


FLAT STOCK CROWN

Height: 4 in
Width: ³/₄ in
Length: 97in / 108 in - All Colors



TOP MOUNT COVE CROWN

Height: 2 ⁷/₈ in
Width: 2 ⁷/₈ in
Length: 97 in - Base Colors



TOP MOUNT STRAIGHT CROWN

Height: 2 ⁷/₈ in
Width: 2 ⁷/₈ in
Length: 108 in - Karisma/Lummmia Colors

Drawer Boxes - Dovetailed



At New York Door & Drawer (NYDD), we offer premium drawer box options. Built for craftsmanship and strength, our $\frac{5}{8}$ " Dovetailed drawers feature interlocking joints for unmatched durability and a premium finish.



SOLID MAPLE CUSTOM DOVETAILED

Stock Sizes:

3.375", 4.125", 5.375", 6.25", 7.125", 8.25", 10.25"

Specialty Options:

Drawer Pull Out



BALTIC BIRCH CUSTOM DOVETAILED

Stock Sizes:

2.5", 3", 4", 5", 6", 7", 8", 9.25", 10", 11", 12", 13", 14", 15", 16", 17", 18", 19", 20", 21", 22"

Specialty Options:

Edge/No Edge, Drawer Pull Out, 1/4" or 3/8" Bottom

Doweled

Our Dowel construction drawers provide precision alignment and consistent quality—ideal for large-scale or production work. Available in Solid Maple, Baltic Birch, or Melamine, these 5/8" thick boxes combine strength with efficiency.



SOLID MAPLE CUSTOM DOWEL

Stock Sizes:

3.375", 4.125", 5.375", 6.25", 7.125", 8.25", 10.25"

Specialty Options:

Drawer Pull Out, Assembled/Unassembled




BALTIC BIRCH CUSTOM DOWEL

Stock Sizes:

2.5", 3", 4", 5", 6", 7", 8", 9.25", 10", 11", 12", 13", 14", 15", 16", 17", 18", 19", 20", 21", 22"

Specialty Options:

Edge/No Edge, Drawer Pull Out, Assembled/Unassembled



MELAMINE CUSTOM DOWEL

Stock Sizes:

3", 4", 5", 6", 7", 8", 9.25", 10", 11", 12", 14", 16", 18", 20", 22"

Specialty Options:

Assembled/Unassembled
White/Prestige Maple/Custom Colors Available



Specialty Drawers

When your project requires something custom, we build Specialty Drawer Boxes to fit unique applications. From U-Shape (plumber) drawers to Pantry Scoops and Garbage Can Boxes, our team can fabricate virtually any configuration.



SOLID MAPLE PLUMBER DRAWER

Stock Sizes:

3.375", 4.125", 5.375", 6.25", 7.125", 8.25", 10.25"

Specialty Options:

Assembled/Unassembled



BALTIC BIRCH PLUMBER DRAWER

Stock Sizes:

2.5", 3", 4", 5", 6", 7", 8", 9.25", 10", 11", 12", 13", 14", 15", 16", 17", 18", 19", 20", 21", 22"

Specialty Options:

Edge/No Edge, Assembled/Unassembled



BALTIC BIRCH PULL OUT DRAWER

Stock Sizes:

Custom Size Available

Drawer Sides

For those who use 1/2" Vinyl wrapped material there is finally an alternative. Gone are the days of low quality, high minimums, and long lead times.

Get Drawer Sides in 5/8" melamine with a 1mm top edge and 1/4" groove ready to receive a 1/4" color matched bottom.



DRAWER SIDES

Stock Heights:

3", 4", 5", 6", 7", 8", 9.25", 12", and 22"

Thickness:

5/8"

Pack Size Options:

5, 50

DRAWER BOTTOMS

Stock Sizes:

30" X 96"

Thickness:

1/4"

Pack Size Options:

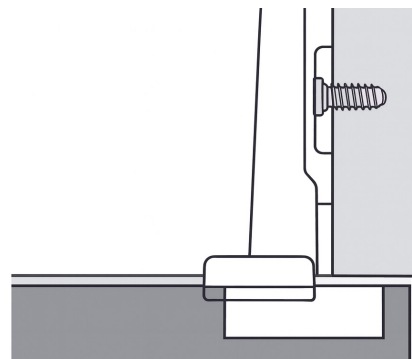
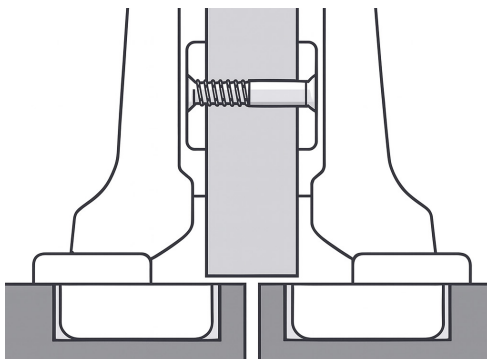
10, 50

Hardware

HALF OVERLAY SOFT CLOSE



FULL OVERLAY SOFT CLOSE



HINDGE SPECS

Reveal: 0.3mm - 2.3mm
 Gap: 1mm - 3.9mm
 Soft Closing
 105 Degree Swing
 Easy 3-dimension adjustments
 (side, height, and depth) ±2mm

PLATE SPECS

Easy clip-on system
 Height: 0 mm
 Euro Screw-on: RCS00602
 Drilling Ø: 35 mm
 Drilling depth: 11.5 mm
 Door thickness: 14 to 22 mm

SIDE MOUNT SOFT CLOSE



Height Adjustment: 0 ~ +3mm
 Side Adjustment: ±1.5mm
 Depth Adjustment: 0 ~ +3mm

UNDERMOUNT SOFT CLOSE



Height Adjustment: 0 ~ +3mm
 Side Adjustment: ±1.5mm
 Depth Adjustment: 0 ~ +3mm

Reduce the depth of your
 drawer box size by 11/16"
 from your undermount
 drawer slide size.

Precut Shelving



No matter how you cut—on a beam saw, CNC, or a table saw—what truly matters is the real cost of producing each part. Our Pre-Cut Shelving Program helps shops of every size operate more efficiently by saving time, labor, and material waste.

***Next day delivery for our stock sizes.**

Pack sizes are available in quantities of 18 to 144. We offer custom sizes in a variety of depths, lengths, and colors.

Both our .018 mm and 1 mm edging options are the most reliable and highest quality applied edge in the industry.

Precut Shelving Color Options



Edgeband Thickness

.018MM
1MM

Stock Sizes

12" x 96", 14" x 96", 16" x 96", 24" x 96", 12" x 108"
14" x 108", 16" x 108", 24" x 108"
Custom Size Available

NEW YORK

DOOR & DRAWER



www.ny-dd.com



order.ny-dd.com



Call: (516) 696- 1000



Email: info@ny-dd.com

